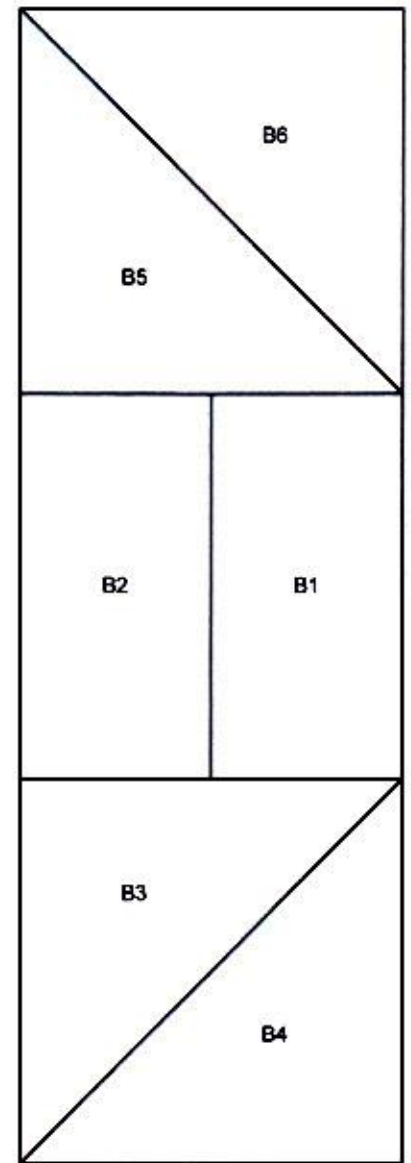

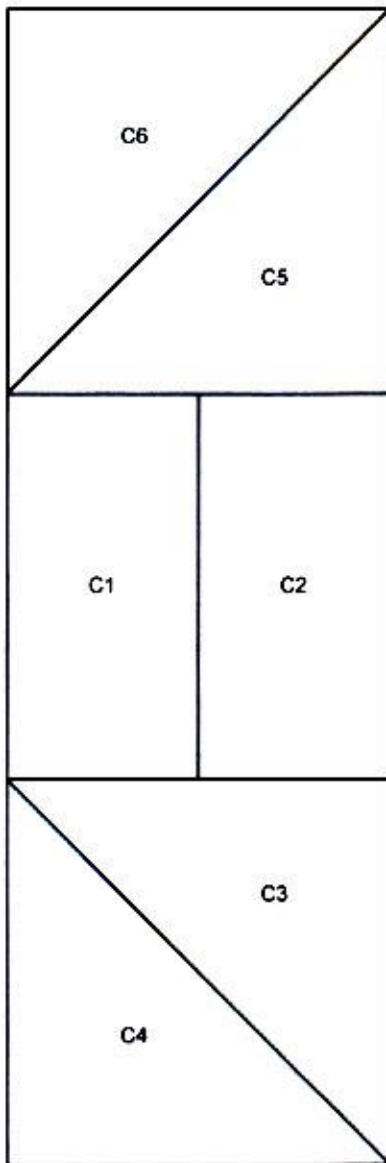


Churn Dash Block

6 inch paper pieced block



Remember to trim block with $\frac{1}{4}$ inch seam allowance.

To make sure your pattern pieces print accurately (that it is 6 inches) please:

- Make sure you download the PDF pattern to your desktop and do not just print from your browsers.
- Make sure your printer's dialog box has "print actual size" selected. You do NOT want to scale to print.
- Measure the printed pattern to make sure that it has printed the correct size.