


# Triangle Mini Quilt

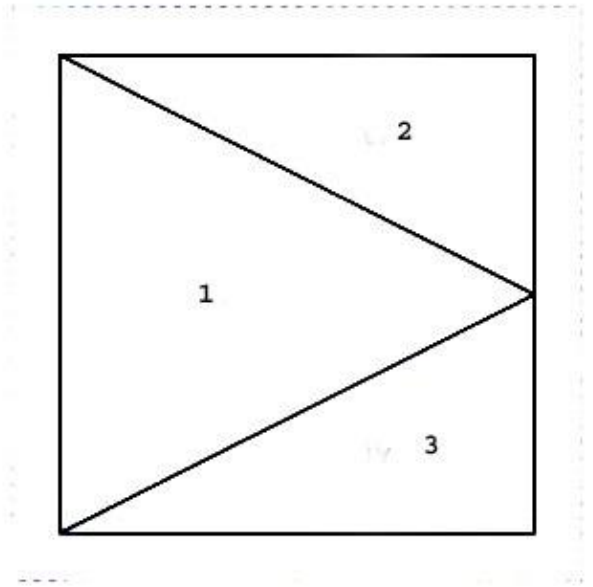
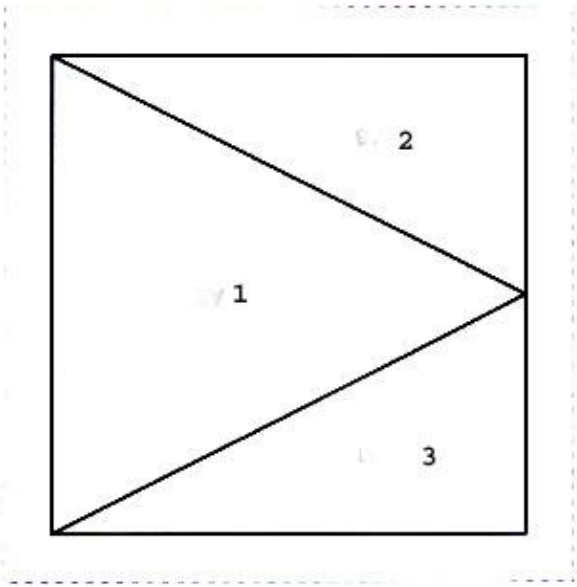
2 ½ inch paper pieced quilt block



This simple paper pieced quilt uses copies of the attached pattern (page 2 or 3). I have included two different blocks that can be used to achieve this mini quilt.

To make sure your pattern prints accurately (that it is 2 1/2 inches square) please:

1. Make sure you download the PDF pattern to your desktop and do not just print from your browsers. Printing directly from your computer's browser will result in the pattern printing smaller than desired.
2. Make sure your printer is dialogue box has "print actual size" selected. You do NOT want to scale to print.
3. When you have printed your pattern, take a ruler and measure your pattern piece to make sure it is the desired size.



© wombat quilts 2015

